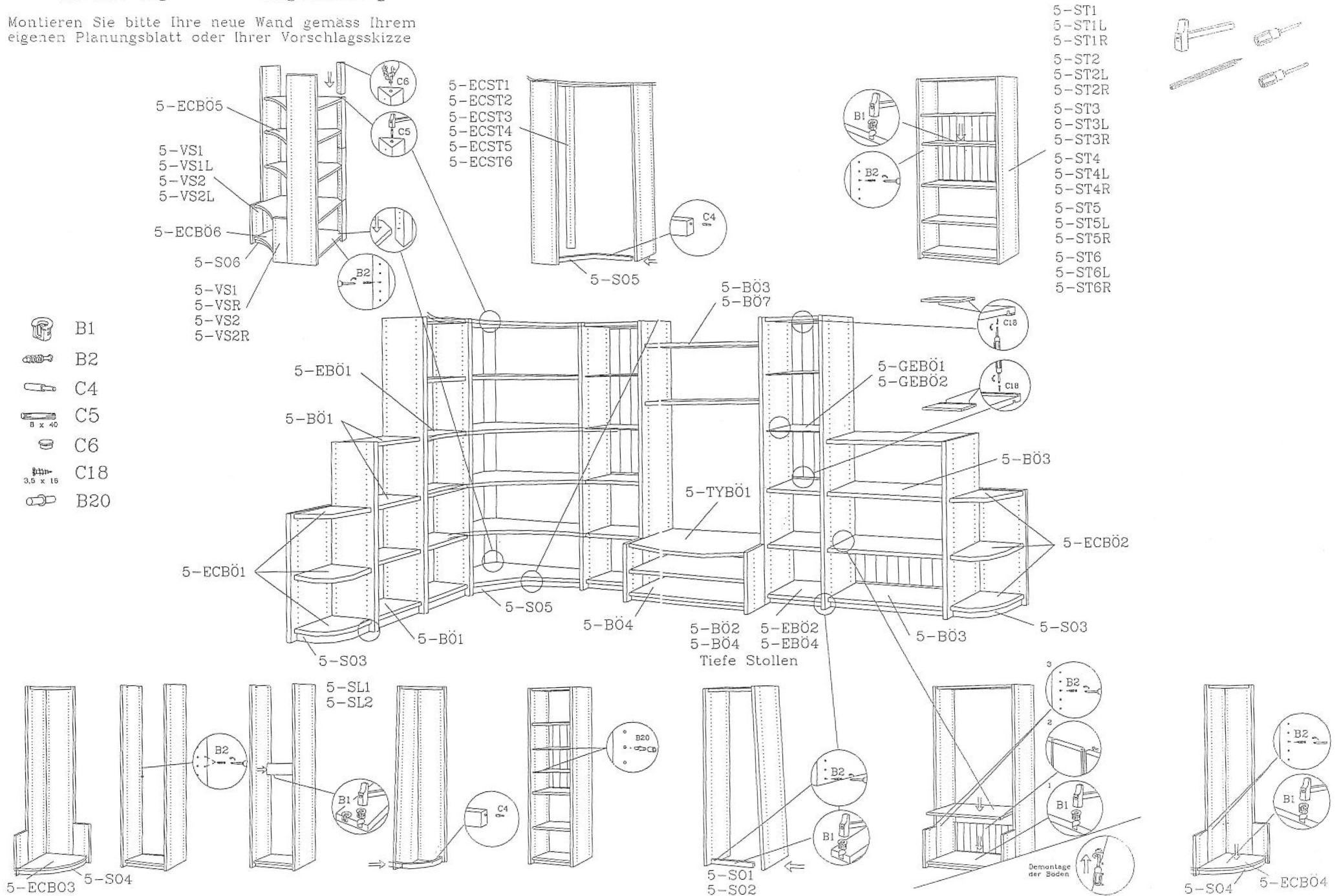


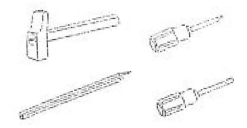
Diese ist eine allgemeine Montageanleitung.

Montieren Sie bitte Ihre neue Wand gemäss Ihrem eigenen Planungsblatt oder Ihrer Vorschlagsskizze



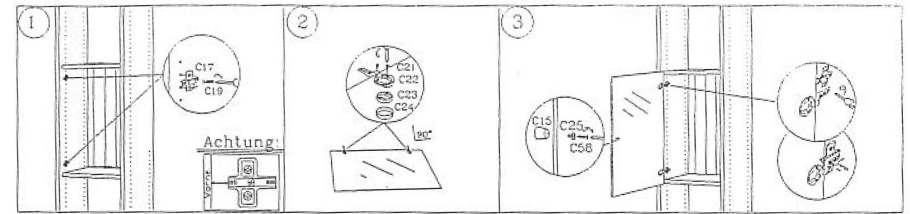
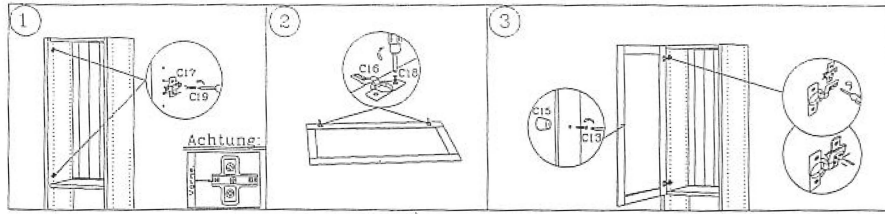
- B1
- B2
- C4
- C5
- C6
- C18
- B20

- 5-ST1
- 5-ST1L
- 5-ST1R
- 5-ST2
- 5-ST2L
- 5-ST2R
- 5-ST3
- 5-ST3L
- 5-ST3R
- 5-ST4
- 5-ST4L
- 5-ST4R
- 5-ST5
- 5-ST5L
- 5-ST5R
- 5-ST6
- 5-ST6L
- 5-ST6R



Tiefe Stollen

Demontage der Boden



- C5
- C3
- C62
- C63
- C64
- C65
- C13
- C14
- C15
- C16
- B17
- C18
- C21
- C22
- C23
- C24
- C25
- C58

- 5-GT1
- 5-HT2
- 5-GT2
- 5-HT3
- 5-GT3

- 5-GV1 5-GS1
- 5-GV2 5-GS2
- 5-GV3 5-GS3

